

1.

2.

Steps to Set Up eStatus


3.

4.

FIRST TIME USERS MUST REGISTER

5.


Welcome Payment Information Loan Balances Account Notes Payment History Payment Options Account Information Statements Documents



System Message

You have just completed the first step of registering your eStatus account.
Next, you will receive an email with instructions for activating your account.
Upon successful account activation, you may proceed to the login page.

[Go to the Login Page](#)




Powered by Financial Industry Computer Systems, Inc.

6.

Contact Us Login


Welcome Payment Information Loan Balances Account Notes Payment History Payment Options Account Information Statements Documents



Please login to view your mortgage information

Username:


Password:



Enter code:

Register - First Time Users Must Register

[I Forgot My Username](#) [I Forgot My Password](#) [I Want To Change My Password](#) [Login](#)



Powered by Financial Industry Computer Systems, Inc.